SECTIUNE LONGITUDINALA A-A / LONGITUDINAL SECTION A-A

Sc. 1:100

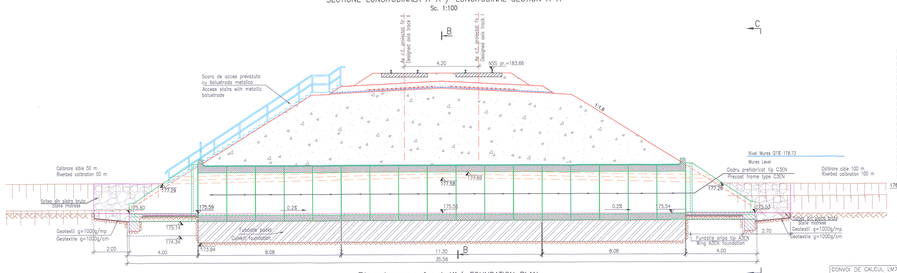

SECTIUNE B-B / SECTION B-B

Sc. 1:100

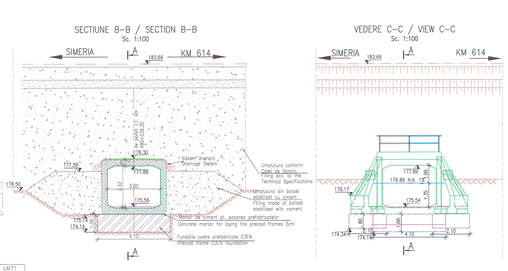

VEDERE C-C / VIEW C-C

Sc. 1:100

VEDERE IN PLAN/PLANE VIEW

Sc 1:100

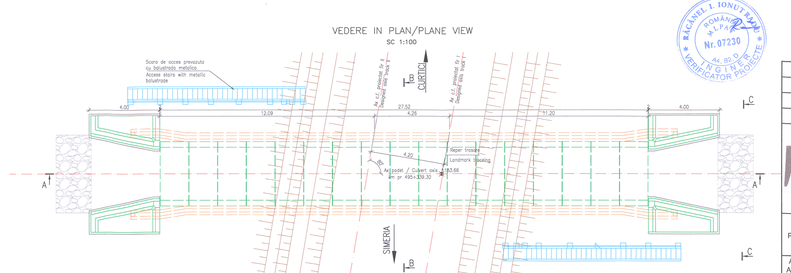

Plan trasare fundatii/ FOUNDATION PLAN

Sc. 1:100

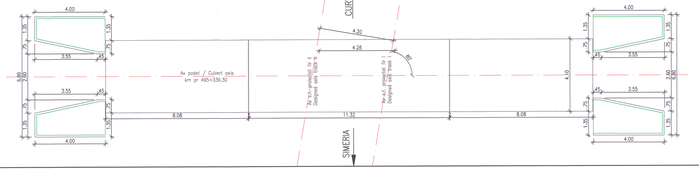

OBSERVATIE: Pe laturile supraferide din beton in contact cu pamantul se vor aplica 2 straturi de emulsie cu bitum tiersat.
ATTENTION: All concrete surfaces in contact with soil will be coated with 2 bitumituous layers.

NOTA:
1. Prezentul plan a-o intocmit in baza urmatoarelor date:
- ridicarea topografica;
- studiu hidrologic;
- studiu geotehnic;
2. Pentru constructiile podetului se vor executa urmatoarele lucrari:
- Inlocuirea podetului existent cu unul nou cu aceeasi functiune, cu un podet nou tip C30/k;
- Racordarea podetului nou cu terasamentul cu aripi prefabricate tip A20/k;
- Pereyul din taluz metalica pe Limpede;
- Protectia albiei in zona podului cu perea din beton;
- Calibrarea albiei existente pana la Mures in zona si in amonte pana la intersectia cu santurile existente;
- Impermeabilizare suprafetelor din beton vazibile
3. La executie se vor respecta cu strictete prevederile din SR EN 206-1, indicativ NE 012 "Codul de practica pentru executarea lucrarilor din beton, beton armat si beton precomprimat", NE 013-2002"Codul de practica pentru executia elementelor prefabricate din beton, beton armat si beton precomprimat", din "Instructiunile tehnice privind procedeele de remediere a defectelor pentru elementele de beton si beton armat" indicativ AND 615-96, din "Specificatia tehnica pentru verificarea calitatii si receptia lucrarilor de constructii aferente" indicativ C56-85 si si Codurile de proiectare.
4. Conform H.G. 766/1997 lucrarea se incadreaza in categoria "B" a importantei de importanta deosebita.
5. Proiectul va fi verificat de verificatori atestati M.L.P.AT. in exigentele A.4, B.2 si D.2.

NOTE:
1. This plan has been drawn up on the basis of the following data:
- field survey;
- the hydrologic study;
- the geotechnical study;
2. In order to execute the culvert, the next works will be carried on:
- Replacement of the existing bridge on the same location with a new culvert type C30/k;
- Connection of the new culvert to the embankments with precast wings type A20/k;
- Pitching made of metalic gabions on Limpede;
- Protection of the riverbed in the area of the culvert by help of concrete plashing;
- Calibration of the existing riverbed to Mures in downstream, and in upstream until crossing to the existing ditches.
- coating all visible concrete surfaces
3. There will be strictly respected the provisions from SREN 206-1, NE012"Practice code for plain concrete, reinforced concrete and prestressed concrete works execution", NZ013-2002 "Practice code for plain concrete, reinforced concrete and prestressed concrete prefabricated elements execution" from C149-85"Technical instructions regarding the fixing procedures for concrete and reinforced concrete elements", from ind. C56-85"Normative for quality checking and works reception for ofterent construction" and Technical Specifications of this project.
4. Complying with H.G. 766/1997 this structure belongs to category "B" of importance.
5. The project will be verified at A4, B.2 and D.2 requirements.

PLANURI DETALII GENERALE / GENERAL DRAWING DETAILS

ACOPERIRE ROSTURI ELEMENTE PREFABRICATE JOINTS COVERING PRECAST ELEMENTS	P	T	0	0	0	0	0	0	0	0	1
HIDROIZOLATIE SI SISTEM DE DRENARE PODETE WATERPROOFING AND DRAINAGE SYSTEM CULVERTS	P	T	0	0	0	0	0	0	0	0	2
PARAPET METALIC PODETE METALLIC HANDRAIL CULVERTS	P	T	0	0	0	0	0	0	0	0	3
PLAN COFRAJ CADRU TIP C30/k_p PLAN FORMWORK FRAME TYPE C30/k_p	P	T	0	0	0	0	0	0	1	1	1
PLAN COFRAJ CADRU TIP C30/k_s SHUTTERING PLAN FRAME TYPE C30/k_s	P	T	0	0	0	0	0	0	1	1	2
PLAN COFRAJ ARIPA TIP A30 SHUTTERING PLAN WING A30N TYPE	P	T	0	0	0	0	0	0	1	1	8
SCARA DE ACCES SI BALUSTRADA METALICA ACCESS STAIRS AND METALLIC BALUSTRADE	P	T	0	0	0	0	0	0	2	2	2

LEGENDA BETOANELOR/CONCRETE LEGEND conform NE 012-1/2007/SR EN 206-1

- BETON C30/37 – Clasa de expunere XC4+XF1+XA1, sortimpt Dmax 32 CLONCRT PREFABRICATE/PREFABRICATED CLEMENTS
- BETON C30/37 – Clasa de expunere XC4+XF1+XA1, sortimpt Dmax 32. CLONCRT PREFABRICATE/PREFABRICATED CLEMENTS
- BETON C30/37 – Clasa de expunere XC4+XF1, sortimpt Dmax 32. CLONCRT DE ZGURA DE OTEL/CLONCRT ARD ROMANA INALTA
- BETON C30/37 – Clasa de expunere XC4+XF1+XA1, sortimpt Dmax 16. BARA DE PROTECTIE A HORDISURILOR/PROTECTION PROTECTION
- BETON C30/37 – Clasa de expunere XC4+XF1+XA1, sortimpt Dmax 32. PERED SI BARE DE ACCES/PERONAL ACCESS AND STAIRS
- BETON C16/20 – Clasa de expunere XC+XF3, sortimpt Dmax 16. CHENL BETON DE UMPLUTURA CALCARE DRAINAGE, SLOPE, LOW CONCRETE

Prezentul plan anuleaza si inlocuieste versiunea anterioara
This plan cancels and replaces previous version

Verificator / Expert Checker / Expert	Cerinta Requirement	Semnatura Signature	Referat / Expertiza Report / Expertise

European Investment Bank

MINISTERUL TRANSPORTURILOR

BENEFICIAR / BENEFICIARY :

CFR

COMPANIA NATIONALA DE CAI FERATE "CFR" SA

PROIECTANT / DESIGNER: PÖYRY			Data Date	Semnatura Signature
Aprobat Approved	Sef de echipa Team leader	C. Teodorescu	01.2013	
Verificat Checked	Expert Chele Key Expert	R. Tudorascu	01.2013	
Subcontractant / Subcontractor IOTOP				
Aprobat Approved	Adjunct Sef de echipa Deputy Team leader	A.M. Baicu	01.2013	
Proiectat Designed	Inginer Engineer	T. Nicolaescu	01.2013	

"Reabilitarea liniei c.f. Frontier A - Curtici - Simeria , parte componenta a Coridorului IV Pan - European pentru circula ţia tranzurilor cu viteză maximă de 160 km/h"
Tronsonul 3: Gurasada - Simeria

"Rehabilitation of the Railway Line Border - Curtici - Simeria , component Part of the IV Pan - European Corridor for the Traina Circulation with maximum speed of 160 km/h"
Section 3: Gurasada - Simeria

Project 9/ 35311.1

Faza / Phase: PTH+CS / TD+TS

Denumire desen / Drawing name:

DISPOZITIE GENERALA/GENERAL LAYOUT
PODET /CULVERT KM pr.495+339.30

Scara / Scale	Revizia / Revision	Cod desen / Drawing Code	Nr. / No
1:100	1 / 04.2013	PT.03.02.23.PO.15.03	03